



ANNUAL MEMBERSHIP RENEWAL Instructions

Using the **Google Chrome** browser, navigate to www.bgcs.org/myclubhub

- Login to your account with your email and newly created password.
- Click the “**Browse Memberships**” button. This can be located on the right side of your desktop screen or at the top of a mobile screen.
 - Click Change, to select your home Club location.
 - Select **Annual Membership**.
 - Select the **2023 Membership** that you’d like to purchase.
- Select **The Household Member** you’d like to purchase the membership for. Answer the required Membership Questions form, sign the contracts, and click the Finish button. If you request financial assistance while answering the membership questions, you will receive an email prompting you to complete the Financial Assistance application.

 Current Location: **Barker Branch** (Change)

- If you have more than one child, you can add all of their memberships to your cart at once.

 **Back To Browse**

Now that you have completed the registration steps, you can add more members to a different Membership

Type in the same Transaction.





- Once all of your memberships are added to your cart, click the **Next** button.
- Click the **Setup Payment Method or Make Payment** button to add your credit card information or select your stored credit card to make the purchase.
- You’re all set. The membership you just purchased will show as “**Pending Active**” until 1/1/2023 when it will then become active. and will need to renew your membership(s) next year!

Questions? Need Help? Call **(480) 344-5520** or email billing@bgcs.org.



BOYS & GIRLS CLUBS
OF GREATER SCOTTSDALE

ADMINISTRATIVE OFFICES

10533 E. Lakeview Drive
Scottsdale, AZ 85258
(480) 344-5520 | info@bgcs.org
    @bgcgs | www.bgcs.org